

The background features a light pink color with various abstract black and white elements. There are several clusters of small black dots forming irregular shapes. Scattered throughout are geometric icons: a large black comma-like shape, a small triangle, a horizontal bar with a notch, a circle with a wavy line, a solid black circle, a drop, a checkered square, a double circle, and a small square with a triangle inside. The main title is centered in a large, bold, black sans-serif font.

# Future Cities Feminist Cities

Smart City Expo World Congress 2019

Bridging the gap: Ensuring Digital, Social and Gender Inclusion




## Catherine D'Ignazio

Director, Data + Feminism Lab  
Assistant Professor of Urban Science and Planning  
Department of Urban Studies and Planning, MIT

[dignazio@mit.edu](mailto:dignazio@mit.edu)

[@kanarinka](https://www.instagram.com/kanarinka)






The debate about gender in smart cities  
remains definitely underdeveloped..

– Dr. Giorgia Nesti



*From Mainstreaming Gender Equality in Smart Cities:  
Theoretical, Methodological and Empirical Challenges, 2019*





**Men's Futures**

**Everyone else's  
Futures**






# The Privilege Hazard

Some members of the 2016 US Senate, From "The Faces of Power" by the New York Times.



Elite  
Men's  
Futures

Everyone else's  
Futures



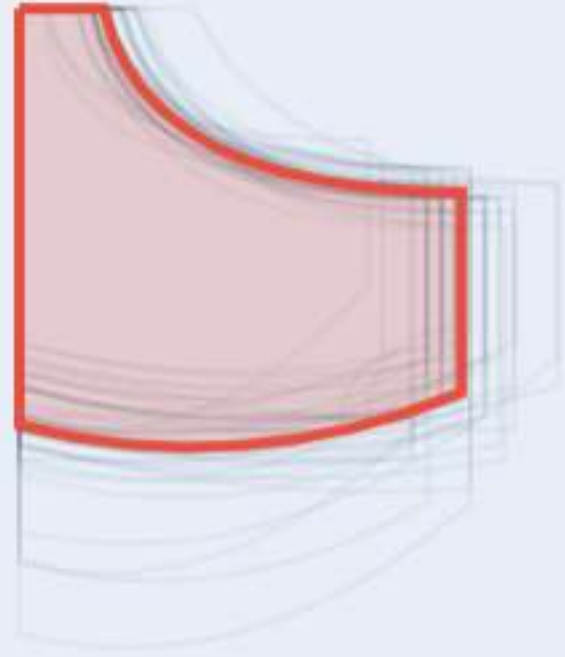
Elite  
White  
Cis  
Heterosexual  
Able  
Middle-aged  
Men's  
Futures

Everyone else's  
Futures




Check out the average sizes for both **women** and **men**. Our measurements confirmed what every woman already knows to be true: women's pockets are *ridiculous*.

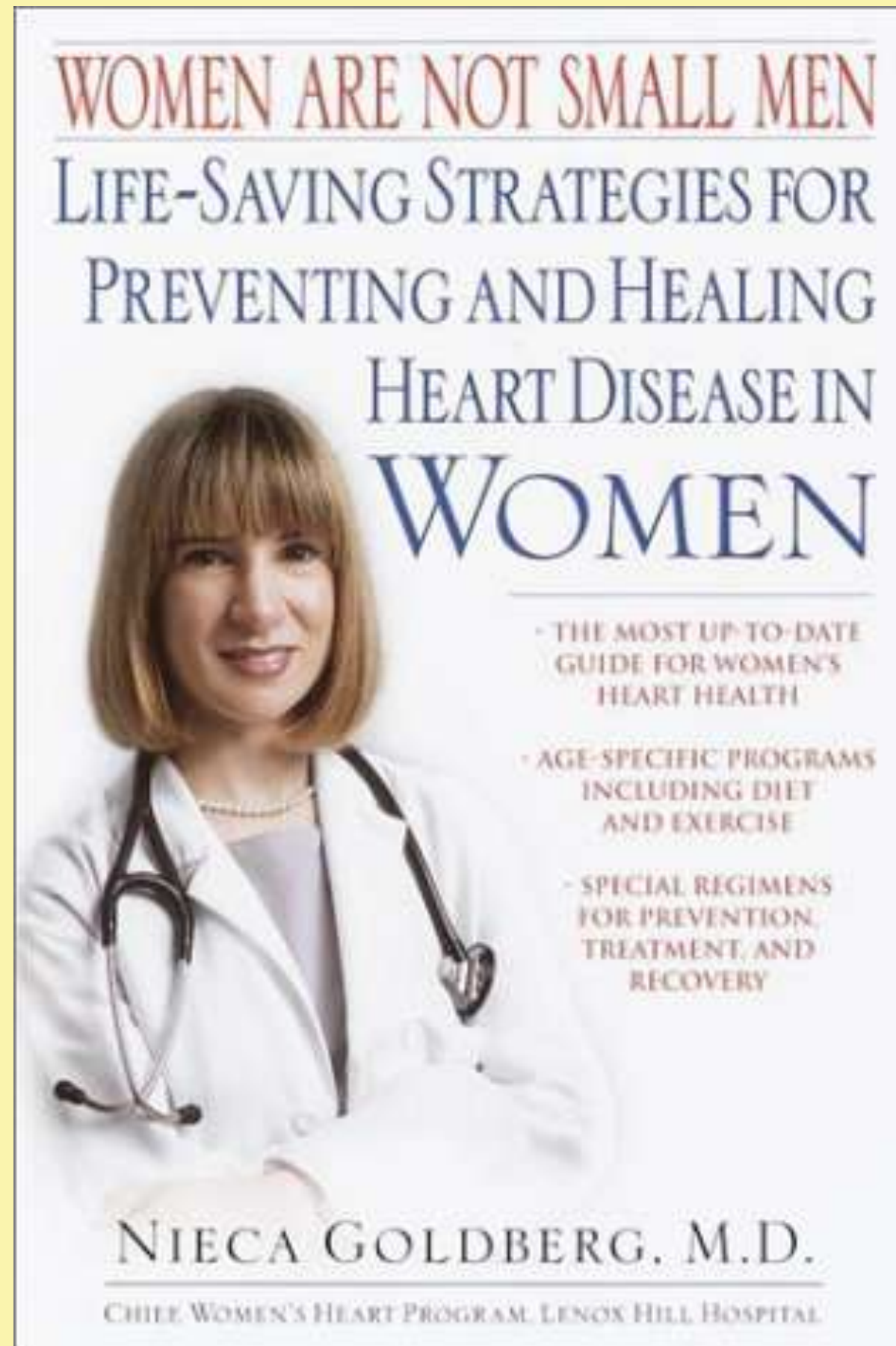
WOMEN




MEN



Pockets  
by the Pudding



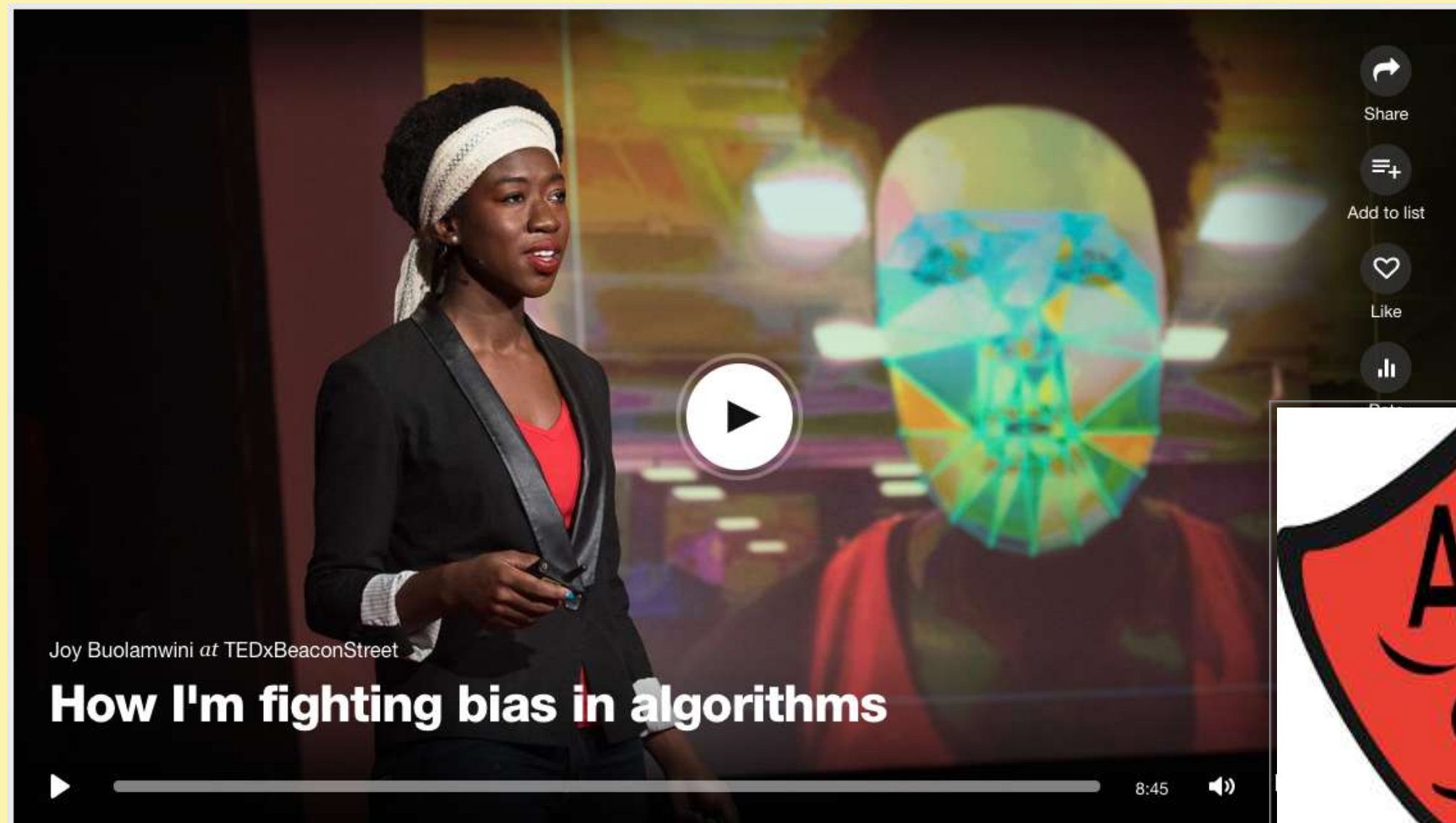
Heart disease



Crashes

Vulnerability of female drivers involved in motor vehicle crashes: an analysis of US population at risk. American journal of public health, 101(12), 2368-2373. 2011.





## Joy Buolamwini & the Algorithmic Justice League

BUSINESS NEWS OCTOBER 10, 2018 / 5:12 AM / A YEAR AGO

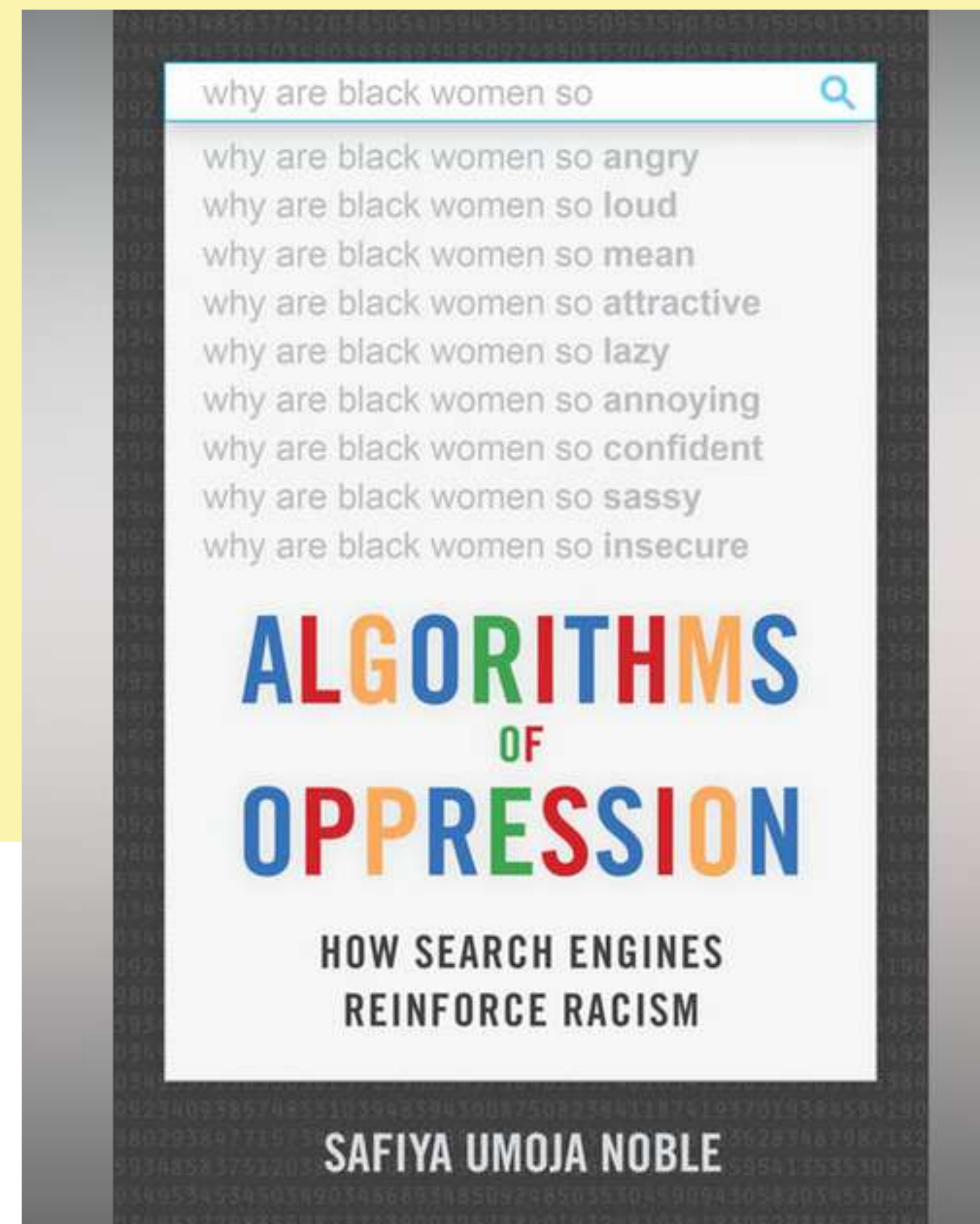
# Amazon scraps secret AI recruiting tool that showed bias against women

Jeffrey Dastin

8 MIN READ



SAN FRANCISCO (Reuters) - Amazon.com Inc's ([AMZN.O](#)) machine-learning specialists uncovered a big problem: their new recruiting engine did not like women.



Safiya Noble







A feminist perspective starts with the idea that **gender and race inequality is real, historic, on-going and worth dismantling.**



**Intersectional feminism** is not only about women and gender.

It is about *power* - who has it and who doesn't.  
Includes race, class, ability, and more.


*Intersectionality* is a concept out of Black feminism in the US context, including the Combahee River Collective (1974-1981) and Kimberlé Crenshaw (1989).





# 3 Implications of Data Feminism for Smart Cities

1. Gender-engaged NOT “gender-blind” approaches
2. Innovation and planning processes that center women, trans and nonbinary people
3. Boosting data literacy and digital participation





# 1. Gender-engaged, not “gender-blind”



Taking a gendered lens on everything from urban design to IT policy to transportation modeling.

## References:

Giorgia Nesti, *Mainstreaming Gender Equality in Smart Cities: Theoretical, Methodological and Empirical Challenges*, 2019

Inés Sánchez de Madariaga. "Mobility of Care: introducing new concepts in urban transport." *Fair shared cities*. Routledge, 2016. 51–66.



# 2. Process: shifting the center



Innovation and planning processes that center women, trans and nonbinary people.



**Feminist Hackathons**

Hope, Alexis, et al. "Hackathons as Participatory Design: Iterating Feminist Utopias." *Proceedings of the 2019 CHI Conference on Human Factors in Computing Systems*. ACM, 2019.







Documentary by Elizabeth Bayne  
[www.makethebreastpumpnotsuck2018.com](http://www.makethebreastpumpnotsuck2018.com)

 **MAKE THE  
BREAST PUMP  
NOT SUCK**





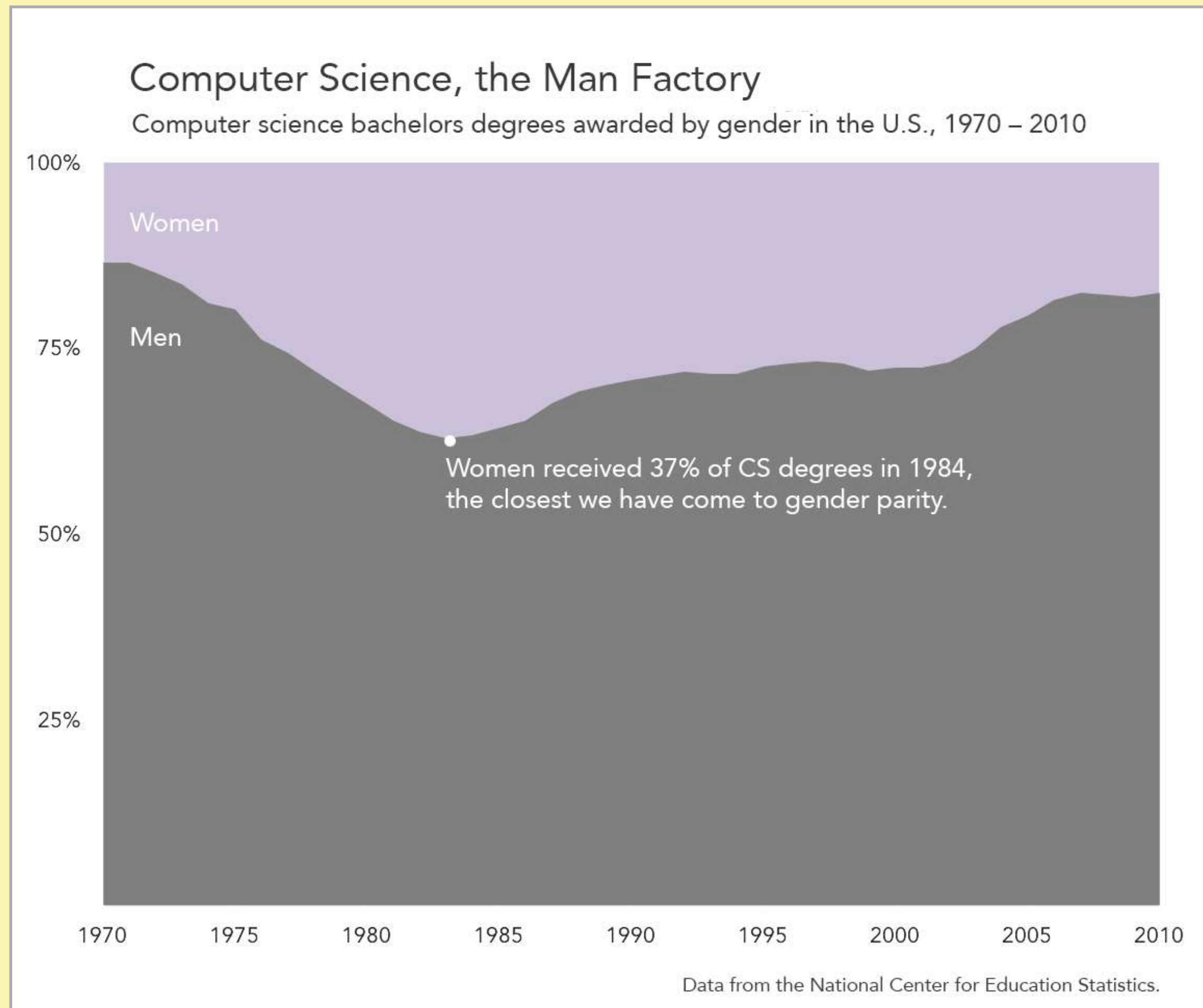
# There Will Be Blood.

A menstruation hackathon at the MIT Media Lab.

September 12 & 13 2020.



# 3. Boosting data literacy and digital participation



## Characteristics of the Man Factory

- Elite men lead
- Abstract and technical
- Individual mastery




# 3. Boosting data literacy and digital participation



data  
**BASIC.io**

DataBasic is a suite of easy-to-use web tools for beginners that introduce concepts of working with data. These simple tools make it easy to work with data in fun ways, so you can learn how to find great stories to tell.



## Databasic.io

A suite of easy and fun tools to basic techniques of data analysis. We use music lyrics and UFO sightings to teach data literacy. By Catherine D'Ignazio & Rahul Bhargava.



## Local Lotto

By the City Digits Project Team, including Brooklyn College, the Civic Data Design Lab at MIT and the Center for Urban Pedagogy.




# 3. Boosting data literacy and digital participation





# 3 Implications of Data Feminism for Smart Cities

1. Gender-engaged NOT “gender-blind” approaches
2. Innovation and planning processes that center women, trans and nonbinary people
3. Boosting data literacy and digital participation







**feminist futures are everyone futures**

Photos by  
Vanessa  
Simmons



# thanks & be in touch

@kanarinka 

@kanarinkaprojects 

STAY TUNED JAN 2020:

Data + Feminism Lab @ MIT